

SEATTLE, WA

SERVING THE U.S. AND CANADA

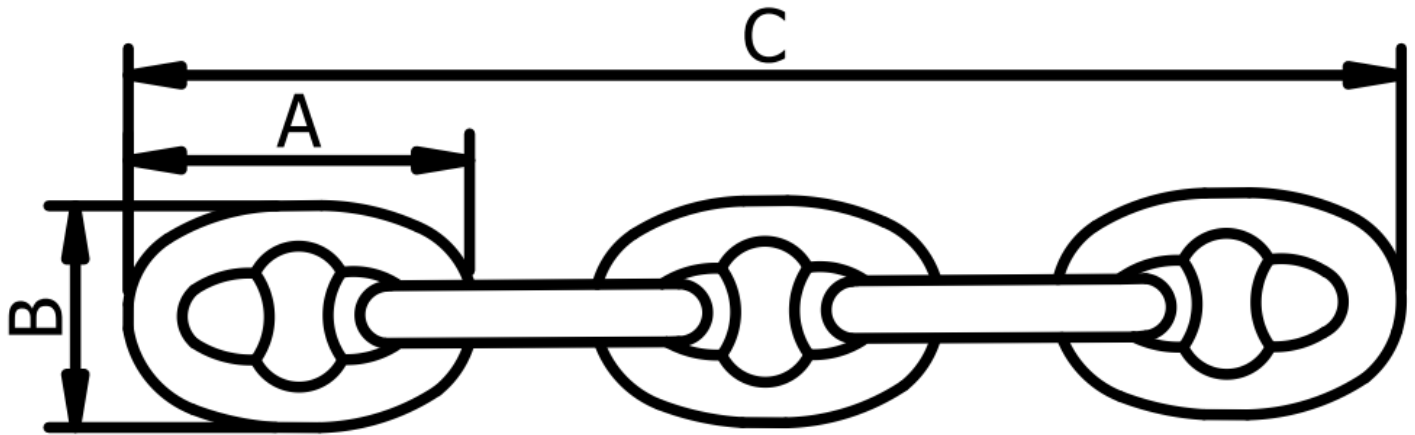
BELLE CHASSE, LA

206 * 762 * 3700

RENTALS * SALES * PARTS

504 * 392 * 0442

STUD LINK ANCHOR CHAIN



Chain Size		Dimensions				Test Requirements						No. of Links per 15 Fm Shot
in	mm	Link Length A	Link Length B	Length over 5-links C	Weight per 15 Fm shot	Grade 1		Grade 2		Grade 3		
						Proof	Break	Proof	Break	Proof	Break	
1/2	13	3	1-13/16	13	225	10685	15275	15275	21930	21930	30555	535
3/4	19	4-1/2	2-5/8	16-1/2	480	23800	34000	34000	47600	47600	68000	357
1	25	6	3-9/16	22	860	41800	59700	59700	83600	83600	119500	267
1-1/8	29	6-3/4	4	24-3/4	1080	52600	75000	75000	105000	105000	150000	237
1-1/4	32	7-1/2	4-1/2	27-1/2	1350	64500	92200	92200	129000	129000	184000	213
1-3/8	34	8-1/4	4-15/16	30-1/4	1630	77500	111000	111000	155000	155000	222000	195
1-1/2	38	9	5-3/8	33	1940	91700	131000	131000	183500	183500	262000	179
1-3/4	44	10-1/2	6-5/16	38-1/2	2590	123500	176000	176000	247000	247000	352000	153
2	51	12	7-3/16	44	3360	159000	227000	227000	318000	318000	454000	133
2-1/4	58	13-1/2	8-1/8	49-1/2	4250	198500	284000	284000	396000	396000	570000	119
2-1/2	64	15	9	55	5270	242000	346000	346000	484000	484000	692000	107
3	76	18	10-13/16	66	7650	340000	485000	485000	679000	679000	970000	89

Anchor chain can be joined with mooring components by use of kenter or anchor joining links, and shackles. Call Rasmussen for an experienced perspective and recommendations for your mooring setup.

Note: Common inventory sizes listed above, custom sizes available upon request

THE BEST SOURCE FOR MARINE EQUIPMENT LIFTING & RIGGING SUPPLIES (EST. 1936)


WWW.RASMUSSENCO.COM * INFO@RASMUSSENCO.COM * 1 * 800 * 227 * 7920



RASMUSSEN[®]

EQUIPMENT COMPANY

WIRE ROPE & RIGGING



SEATTLE, WA

SERVING THE U.S. AND CANADA

BELLE CHASSE, LA

206 * 762 * 3700

RENTALS * SALES * PARTS

504 * 392 * 0442

ANCHORS

SIZES FROM 100—34,000LBS



Class F Anchors

Stockless

Anchor with square shank, no shock stabilizers. The stabilizing resistance is built into the crown.

Approximate efficiency range of 4-6x their weight

Best uses: All soil conditions, low holding power



Class D Anchors

Danforth, Workboat, & LWT

Anchors with hinge and stabilizers at the rear and relatively long shanks and stabilizers

Have an approximate efficiency range of 8-15x their weight

Best uses: Hard sand or mud where flukes can dig in.



Class C Anchors

Delta Flipper

Anchors with an open crown hinge near the center of gravity and relatively short shank and stabilizers or built in stabilizers

Approximate efficiency range of 14-26x their weight

Best uses: Offshore work, unknown soil conditions,

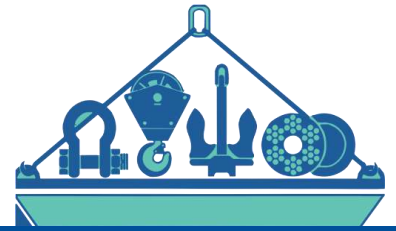
high holding power



Note: Based upon certain characteristics such as fluke area, shank, stabilizers, it is possible to classify the various anchor types. Efficiency ranges calculated based on a 10T anchor. Holding capacity can be approximated by multiplying the anchor weight by efficiency. Efficiency increases as fluke size and penetration increase

THE BEST SOURCE FOR MARINE EQUIPMENT LIFTING & RIGGING SUPPLIES (EST. 1936)

WWW.RASMUSSENCO.COM * INFO@RASMUSSENCO.COM * 1 * 800 * 227 * 7920



SEATTLE, WA

SERVING THE U.S. AND CANADA

BELLE CHASSE, LA

206 * 762 * 3700

RENTALS * SALES * PARTS

504 * 392 * 0442

MOORING BUOYS



SPHERICAL BUOYS

Diameters from 28" - 58"

58" Specs

- Buoyancy: 3000lbs
- Water displaced: 3770lbs
- Weight: 675lbs



Peg, Navigation and other buoys
available for purchase or rent!



CYLINDRICAL BUOYS

Diameters from 6' - 8'

Lengths from 7' - 15'

6' x 12' Specs

- Buoyancy: 15750lbs
- Water displaced: 20700lbs
- Weight: 4950lbs

8' x 14' Specs


- Buoyancy: 27670lbs
- Water displaced: 45270lbs
- Weight: 8960lbs





RASMUSSEN®

EQUIPMENT COMPANY WIRE ROPE & RIGGING



SEATTLE, WA

SERVING THE U.S. AND CANADA

BELLE CHASSE, LA

206 * 762 * 3700

RENTALS * SALES * PARTS

504 * 392 * 0442

LINE CARD

A-

Air Winches
Alloy Chain Slings
Anchor Chain
Anchors
Anchor Shackles

B-

Ball Bearings Swivels
Barge Pusher
Barge Winches
Blocks
Boat Lifting Slings
Boom Pendant Assemblies
Buoys

C-

Cable Clips
Cable Tensiometer
Capstans
Cargo handling
Cargo Hoisting Blocks
Chain Hardware
Clips
Come-A-Long
Coupling Links
Crane Ramps
Cylinder Buoys

D-

D-Rings
Danforth Anchors
Diesel Mechanical Winches
Double Braid Nylon
Double Rig Trawl Blocks

E-

Electric Hydraulic Power Units
Electric Winches

Eye Hooks

F-

Fairleads
Ferrules
Fenders
Flexfloats
Flex-X Wire Rope
Foundry Hooks
Full Side Blocks

G-

Galvanized Mooring Lines
General Utility Winch
Grab Hooks
Grab Links
GabiQ Slings
Graded Welded Chain Grapples
Guide Blocks
Guide Sheaves
Hand Winches
Heavy-Duty Blocks
Heavy-Duty Winches
Hooks
Horizontal Guide Sheaves
Hydraulic Power Units

I-J-K

Ingersoll-Rand Winches

Jet Pumps

Knockdown Blocks

L-

Lantec Winches
Lashing Chain & Wire Rope
Lever Chain Hoist
Lifting Clamps
Line Spooler
Load Cells

Load Levelling Devices

LWT Anchors

M-

Manilla Rope
Manual Barge Winch
Master Links
Mooring Systems
Multi-Part Body Wire Rope Slings

N-O-

Nylon cordage
Open Sockets
Overhaul Balls

P-

Peg Buoys
Phillystrand Working Rope
Pike Poles
Pneumatic & Foam-Filled Fenders
Pneumatic Winches
Polyester Web Slings
Polypropylene Rope
Poseidon Floats
Proof Coil Chain
Pullmaster Hydraulic Winches

R-

Rafting Dogs
Release Hooks
Rotations Resistant Wire Rope
Rope Slings

S-

Safety Hooks
Sectional Barges
Shackles
Sheaves
Sling Hooks
Slingmax Rigging Products

Slings

Slip Hooks

Snatch Blocks

Sockets

Sorting Hooks

Spreader Beams

Spudwells

Stainless Steel Aircraft Cable

Stern Rollers

Stockless Anchors

Stud Link chain

Swivels

T-

Thern Products

Thimbles

Tommy Moore Blocks

Tow Lines

Tow Winches

Turnbuckles

TwinPath Slings

U-V-

Used Rental Winches

Utility Blocks

Vertical Guide Sheaves

W-

Web Slings

Wedge Sockets

Weld-On Hooks

Welded Chain

Winches

Winch Parts

Wirelock

Wire Rope

Workboat Anchors

Working Ropes

THE BEST SOURCE FOR MARINE EQUIPMENT LIFTING & RIGGING SUPPLIES (EST. 1936)

WWW.RASMUSSENCO.COM * INFO@RASMUSSENCO.COM * 1 * 800 * 227 * 7920